

INCIDENT STATISTICS STATISTICAL HIGHLIGHTS 2017-18



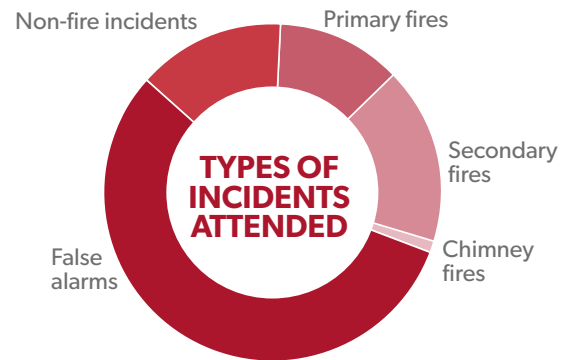
SCOTTISH
FIRE AND RESCUE SERVICE
Working together for a safer Scotland

INCIDENTS

91,695



total number of incidents attended in 2017-18



FALSE ALARMS	57.2%
NON-FIRE INCIDENTS	14.3%
PRIMARY FIRES	11.6%
SECONDARY FIRES	16.0%
CHIMNEY FIRES	0.8%

FIRES

TOTAL NUMBER OF FIRES ATTENDED IN 2017-18



10,654 PRIMARY FIRES

14,698 SECONDARY FIRES

CASUALTIES


44

FATAL CASUALTIES FROM FIRES IN SCOTLAND IN 2017-18



1,113

NON-FATAL FIRE CASUALTIES IN 2017-18




In 2017-18 the fire fatality rate in Scotland was **8.1 per million population**

NON-FIRE INCIDENTS

13,128

non-fire incidents in 2017-18



FALSE ALARMS



52,452

57.2% of all incidents attended in 2017-18

Background

The full statistical publication is available at <http://www.firescotland.gov.uk/about-us/fire-and-rescue-statistics.aspx>