



SCOTTISH
FIRE AND RESCUE SERVICE
Working together for a safer Scotland

Scottish Fire and Rescue Service

Falkirk Council Area

Ward Performance Report

Year to Date April - December 2014/15

Ward 9 Upper Braes

DISCLAIMER

The figures included in this report are provisional and subject to change as a result of quality assurance and review. The statistics quoted are internal management information published in the interests of transparency and openness.

The Scottish government publishes Official Statistics each year which allow for comparisons to be made over longer periods of time.

Please ensure any external partners in receipt of these reports are aware of this.

Introduction

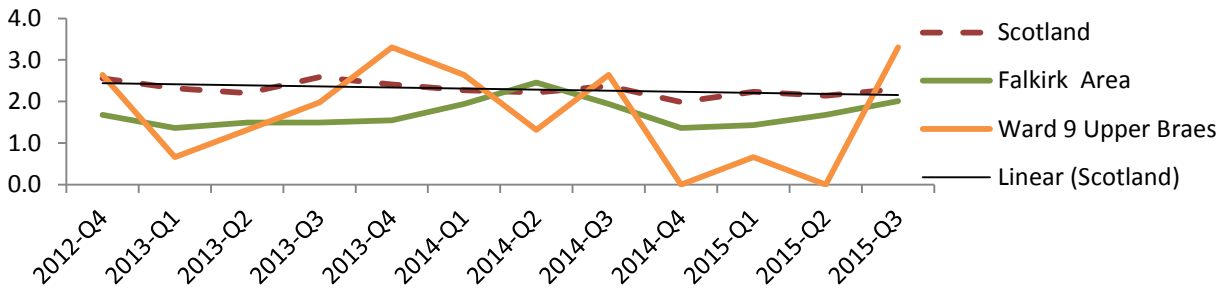
Welcome to the Scottish Fire and Rescue Service Ward Performance Report. This performance report is designed to provide citizens, stakeholders and partners with information relating to ward based activity undertaken by the Scottish Fire and Rescue Service.

In addition to historical ward based activity, this performance report provides information on the historic activity in the Falkirk Council area and Scotland. To allow benchmarking to be undertaken, the units of measurement in the performance graphs in the report are based on incidents/events per head of population.

Whilst using historic statistical benchmarking data, consideration must be taken of the somewhat random nature of fire related incidents and events, and how this randomness can pose difficulties in interpreting emerging patterns and trends. This is of specific relevance where ward level data is analysed due to the relatively small number of actual incidents/events that occur in ward areas.

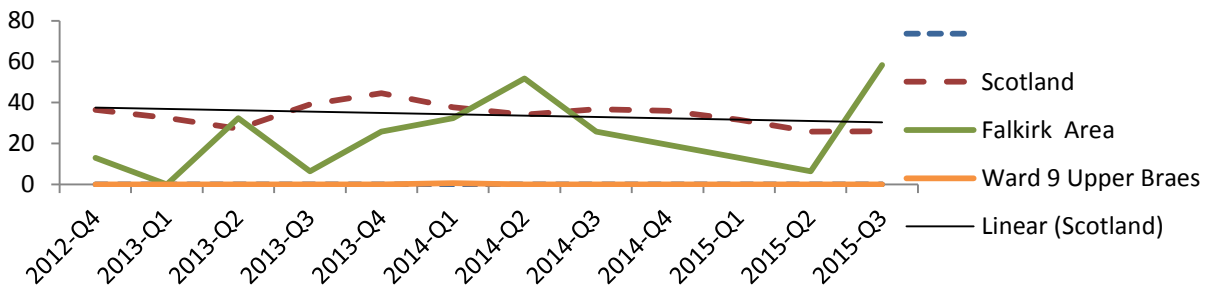
However, regardless of statistical anomalies, emerging patterns and trends in fire related incidents and events can assist the Scottish Fire and Rescue Service and Community Planning Partners plan and implement preventative intervention initiatives to target reducing fire related incidents and events.

Accidental Dwelling Fires Per 10,000 head of population)



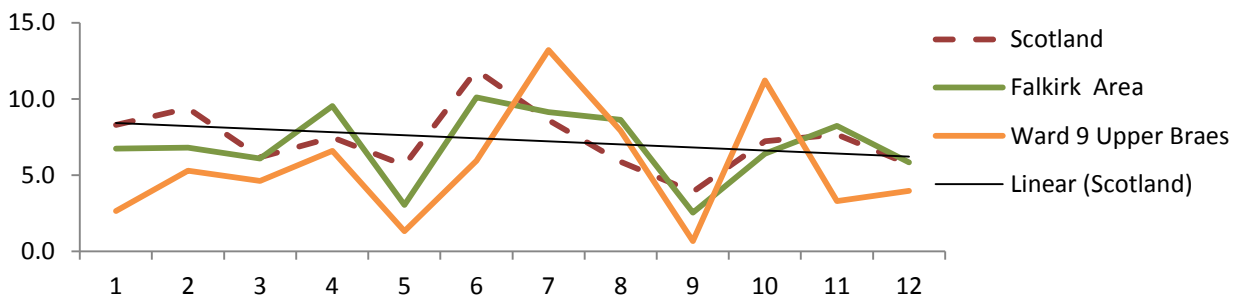
During the 2014-15 year to date reporting period SFRS have dealt with 5 accidental dwelling fires in comparison to 4 during 2013-14 year to date reporting period.

Accidental Dwelling Fires (Casualties and Fatalities) Per 1,000,000 head of population



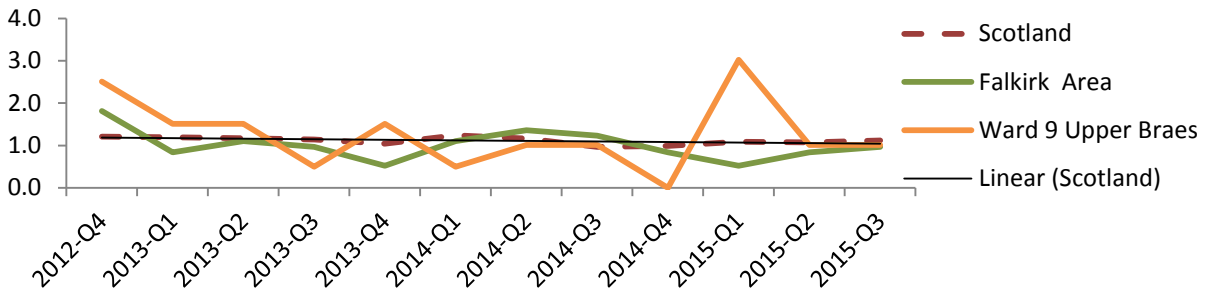
There were no reported Fire fatalities in the reporting period. During the 2014-15 year to date reporting period SFRS have dealt with 0 casualties due to fires in comparison to 0 during 2013-14 year to date reporting period.

Deliberate Fires Per 10,000 head of population



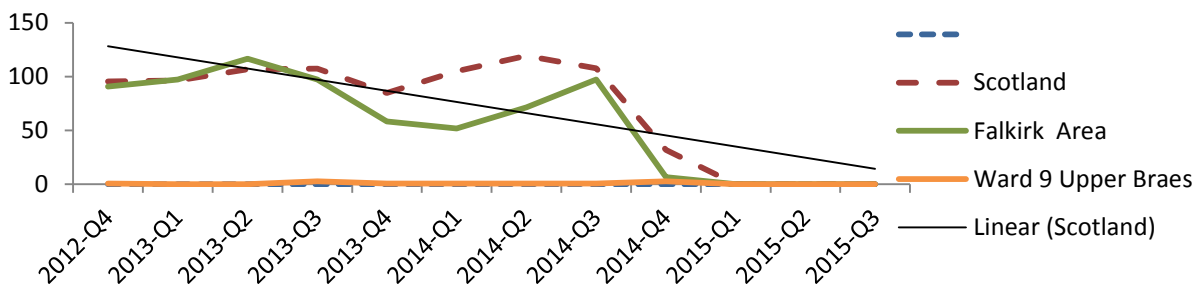
SFRS have dealt with 6 deliberate fire incidents during 2014-15 year to date reporting period in comparison to 12 during 2013-14 year to date reporting period.

Fires In Non Domestic Property Per 10,000 head of population



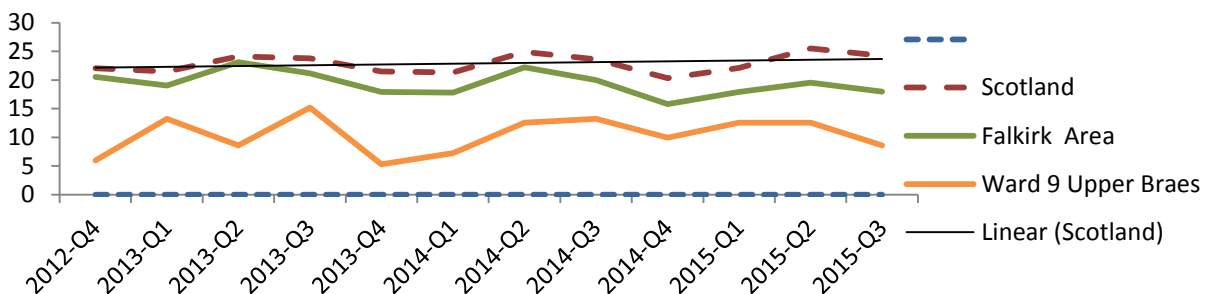
SFRS have dealt with 0 non domestic fire incidents during 2014-15 year to date reporting period in comparison to 2 during 2013-14 year to date reporting period.

Non-fatal Non-Fire Emergencies Casualties Per 1,000,000 head of population



SFRS have dealt with 3 casualties from non-fire emergencies during 2014-15 year to date reporting period in comparison to 1 during 2013-14 year to date reporting period.

Unwanted Fire Alarm Signals Per 10,000 head of population



SFRS have dealt with 13 UFAS incidents during 2014-15 year to date reporting period in comparison to 20 during 2013-14 year to date reporting period.

Additional Comments

December 2014 saw the introduction of the Unwanted Fire Alarms Signal (UFAS) policy, where SFRS will work with worst offending premises to identify solutions to unwanted fire alarm calls.